

Hand-held retinoscopes for objective refraction.

The BETA 200 Retinoscope is used for exact measurement of refractive error. Both myopia and hyperopia and astigmatism can be measured.

Two versions are available:

The Spot Retinoscope with a round light spot and the more widely-used Streak Retinoscope with a streak image which simplifies the examination.

HEINE ParaStop and polarisation filter.

The BETA 200 Retinoscope with ParaStop features the latest multi-coated optics for an exceptionally bright fundus reflex and easier detection of the neutralization point. ParaStop was developed by HEINE for the easy, precise selection of a parallel illumination beam. ParaStop simplifies and speeds up the precise detection of cylinder axis. ParaStop also simplifies the verification of the cylinder correction after refraction.

HEINE BETA® 200 Retinoscope with HEINE ParaStop®

HEINE ParaStop® for total precision in selecting a parallel beam



- ∴ **ParaStop.** Precise, easy selection of a parallel beam.
- ∴ **Ergonomic shape.** Protects the examiner's orbita from stray light.
- ∴ **XHL Xenon Halogen Technology.** Bright, white light. Bright fundus reflex, easy recognition of neutralization point.
- ∴ **Streak or spot Retinoscope.** Simply by changing the bulb.
- ∴ **Metal controls.** Long-lasting.
- ∴ **Single control for vergence and rotation.** Comfortable operation.
- ∴ **Dustproof.** Maintenance-free.
- ∴ **Integrated polarisation filter.** Eliminates stray light and internal reflexes for a brighter fundus reflex.
- ∴ **Orange filter (optional).** Reduces patient dazzle without affecting the fundus reflex.
- ∴ **Detachable brow rest.** Increased comfort and control during examination.
- ∴ **Holder for fixation cards (optional).** For dynamic retinoscopy.

BETA 200 Streak Retinoscope	2.5V	3.5V
with XHL Xenon Halogen bulb, without handle	C-001.15.353	C-002.15.353
XHL Xenon Halogen spare bulb	X-001.88.087	X-002.88.089
XHL Xenon Halogen spare bulb to convert to spot retinoscope	X-001.88.088	X-002.88.090



Orange filter for the bulb, for light-sensitive patients [01]	C-000.15.359
Fixation cards with holder for dynamic retinoscopy	C-000.15.360

- ∴ **Patented ParaStop**
- ∴ **Metal controls**
- ∴ **Dustproof**
- ∴ **Streak or Spot Retinoscope by simply changing the bulb**

HEINE Ophthalmic Diagnostic Sets





Set complete with: **BETA 200 Streak Retinoscope**
1 spare bulb
hard case

BETA 200 Retinoscope Sets	2.5V	3.5V (NiMH)	3.5V 
BETA battery handle	C-034.10.118*		
BETA R rechargeable handle for mains socket		C-034.20.376	C-034.27.376
BETA TR rechargeable handle with plug-in transformer		C-034.20.384	C-034.27.384
BETA NT rechargeable handle and NT 300 charger		C-034.20.420	
 BETA L rechargeable handle and NT 300 charger			C-034.29.420

* Available with large battery handle **X-001.99.120** (doesn't fit into hard cases). Please specify with your order.





Set complete with: **BETA 200S Ophthalmoscope, BETA 200 Streak Retinoscope**
1 spare bulb for each instrument
hard case

BETA 200S Diagnostic Sets	2.5V	3.5V (NiMH)	3.5V 
BETA battery handle	C-262.10.118		
BETA R rechargeable handle for mains socket		C-262.20.376	C-262.27.376
BETA TR rechargeable handle with plug-in transformer		C-262.20.384	C-262.27.384
BETA NT rechargeable handle and NT 300 charger		C-262.20.420	
 BETA L rechargeable handle and NT 300 charger			C-262.29.420



Set complete with: **BETA 200 Ophthalmoscope, BETA 200 Streak Retinoscope**
1 spare bulb for each instrument
hard case

BETA 200 Diagnostic Sets	2.5V	3.5V (NiMH)	3.5V 
BETA battery handle	C-145.10.118		
BETA R rechargeable handle for mains socket		C-145.20.376	C-145.27.376
BETA TR rechargeable handle with plug-in transformer		C-145.20.384	C-145.27.384
BETA NT rechargeable handle and NT 300 charger		C-145.20.420	
 BETA L rechargeable handle and NT 300 charger			C-145.29.420

: Rechargeable handle with charge status display in the bottom insert.